

A red, multi-pointed starburst graphic with a white outline, positioned on the left side of the slide. It has several points of varying lengths and thicknesses, creating a dynamic, energetic shape.

**Red Tasks
PowerPoint**

MATHS

The focus for Maths this week is Position and Direction.

Where possible this needs to be explored practically using objects, it links heavily to our writing work this week too so feel free to keep moving through the two subjects and allowing yourself to explore the language from both.


Attached on the PowerPoint is a word bank of words you might want to use to help with talking to your child about where things are. Also included are some problems to have a go at regarding position and direction.

Children use 'left', 'right', 'forwards' and 'backwards' to describe position and direction. They will describe the position of objects and shapes from different starting positions.

You could use board games such as Snakes and Ladders and Twister to explore positional language.

Where possible, this concept should be explored practically.

| | | | | |
|---|---|---|---|---|
|  | |  | |  |
|  |  | |  | |
| |  | |  |  |
|  | |  | | |
| START | | |  |  |



Forward



Backward




Left




Right

Position and Direction



up



down



right




left




forwards




backwards



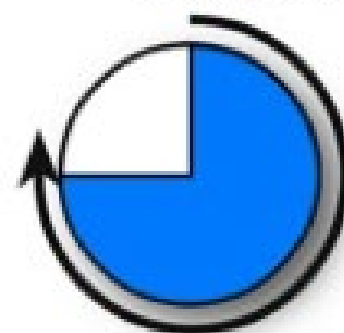
whole turn




quarter turn



half turn



three-quarter turn



clockwise



anticlockwise



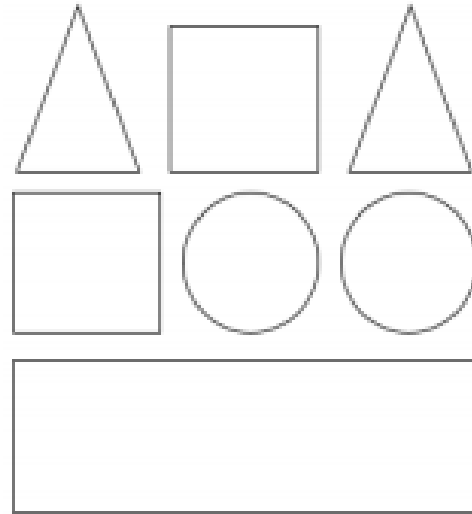
back



centre



Use the clues to colour the shapes.



- The circle in the middle is blue.
- The circle on the right is red.
- The shape up from the right circle is green.
- The shape down from the circles is green.
- The square to the left of the green triangle is red.
- The four-sided shape up from the rectangle is blue.
- The triangle on the left is red.



How many different ways can you describe the position of the 2p coin?



Possible answers may include:

The 2p coin is:

Below the 50p

Above the 10p

In between the £1 and 5p

To the **left** of the 5p

To the **right** of the £1

Writing

Fantastic Mr. Fox




This week in writing, we will be looking at prepositions. These are words that help us describe where a noun is. As you can see, this links heavily to our maths focus this week. In the PowerPoint we have included some pictures with captions describing the position of the Teddy Bear. Use these pictures to help steer a discussion about where the fox is in the later pictures. You might want to use other objects around the house and talk with your child about where these objects are in relation to other ones. The last slide for writing is a picture from our book 'Fantastic Mr Fox', use this picture to help create some sentences using prepositional words.



Writing

Below are some pictures to help start a discussion with your child about preposition. Words like *on*, *under*, *below*, *next to*, *underneath* and *behind* are all useful.



Writing

Here is a word bank to help cover even more prepositions. You'll start to notice that depending on the noun you are positioning the way to describe the position might change. use different objects from in the house and talk about where they are, keep moving the object to challenge your child that little bit more.

Fantastic
Mr. Fox



Prepositions

through

opposite

beside

behind

between

across

in

by

on

around

upon

below

to

next to

up

down

above

near

outside

Writing

Look at the pictures below, you can you say where the fox is?
Try to write your sentence to challenge yourself a little more.





Fantastic
Mr. Fox



Writing

Look at the pictures below, you can you say where the fox is?
Try to write your sentence to challenge yourself a little more.



Fantastic
Mr. Fox



Writing

Look at the pictures below, you can you say where the fox is?
Try to write your sentence to challenge yourself a little more.



Fantastic
Mr. Fox



Writing

Look at the pictures below, you can you say where the fox is?
Try to write your sentence to challenge yourself a little more.




Fantastic
Mr. Fox



Writing

Look at the pictures below, you can you say where the fox is?
Try to write your sentence to challenge yourself a little more.



Fantastic
Mr. Fox



Writing



Fantastic
Mr. Fox



Can you use your knowledge of prepositions to say some sentences about this picture?

Reading


For Reading this week, continue to work on the tasks from our book 'Fantastic Mr Fox'. I know for some children to read this book will be a very tricky challenge indeed but we still want all children to have the opportunity to engage in books with a wide range of vocabulary. Please complete the Reading Tasks set for all year 2 children, instead of your child reading the book if you could read the story to your child so they are able to engage in the activities.

Attached on the PowerPoint will still be the sounds and words from previous weeks in order to practise this skill if you feel like you would like some more time on this. Attached in the PowerPoint are your set 2 and 3 sounds that you can practise with your child. You might want to give them some spellings of words with some of these sounds.

Your spellings:

Read through the list of the Year 1 common exception words, find 5 that you find a little tricky to say and test yourself on spelling and writing these during the week.

Speed Sounds Set 2

| | | | | |
|---|---|--|---|--|
| ay  may I play? | ee  what can you see? | igh  fly high | ow  blow the snow | oo  poo at the zoo |
| oo  look at a book | ar  start the car | or  shut the door | air  that's not fair | ir  whirl and twirl |

Speed Sounds Set 3

| | | | | |
|--|--|--|--|--|
| ea  cup of tea | oi  spoil the boy | ou  shout it out | oy  toy for a boy | |
| ā-e  make a cake | i-e  nice smile | ō-e  phone home | ū-e  huge brute | aw  yawn at dawn |
| are  care and share | ur  nurse with a purse | er  a better letter | ow  brown cow | ai  snail in the rain |
| oa  goat in a boat | ew  chew the stew | ire  fire, fire! | ear  hear with your ear | ure  sure it's pure |